



EEB : EMERGENCY BATTERY KIT

DESCRIPTION

An LED emergency driver that allows the same LED fixture to be used for both normal and emergency operation, featuring integrated self-diagnostic circuitry that automatically conducts regular tests to verify proper emergency capability.

FEATURES

- Self-diagnostic circuitry performs annual/monthly testing automatically, reducing maintenance costs
- Auto-adjusting Class 2 25-50VDC output accommodates a wide range of forward voltage LED designs
- Constant power design provides constant light output for 90 minutes
- UL Listed for field installation
- Two different form factors allow for greater flexibility when adding to fixtures

LISTINGS

- UL Listed for dry/damp locations
- Meets CEC Title 20 (California Energy Commission) efficiency standards

PERFORMANCE

- 90 minutes of emergency operating power at the rated wattage
- Operates an LED array load at 8W, 15W, 20W, or 30W with constant power at a rated output voltage of 25-50V

ELECTRICAL SPECIFICATIONS

- Input voltage: 120-277V 50/60Hz; 100-347V
- Input power: 7W (max)
- Output voltage: 25-50VDC
- Power Factor: >0.85
- Operating Temp: 0° - 50° C
- Emergency operation: ≥90 mins
- Recharge: 24 hrs

THERMAL

- 32°F to 122°F (0°C to 50°C) operating temperature

CONSTRUCTION

- Long-life, maintenance-free, high temperature, recyclable lithium battery

WARRANTY

- 5 year limited warranty; see eiko.com for warranty details

project name	type
catalog number	
comments	voltage
approved by	date



EEBN



EEBE

APPLICATIONS

- Emergency power



ORDERING INFORMATION

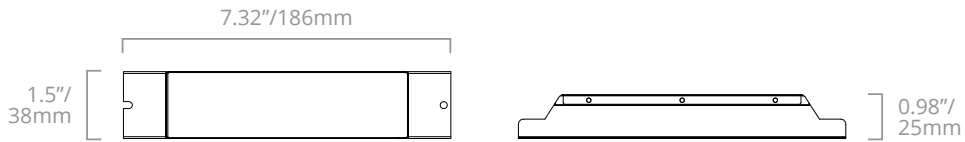
EXAMPLE: EEBN08WUA050

Model	Internal/External	Input Power	Voltage AC	Revision	Voltage DC
EEB - EiKO Emergency Battery Kit	N - Internal E - External	08W - 8W 15W - 15W 20W - 20W 30W - 30W	U - 120-277V H - 100-347V	A0 - Revision	50 - 25-50V

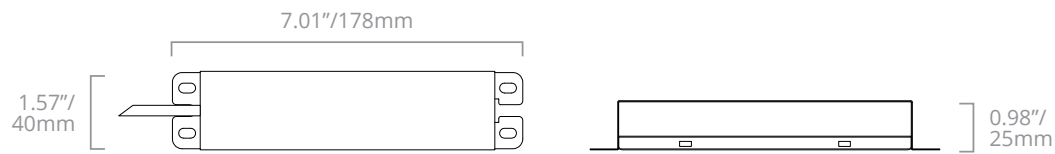
PERFORMANCE SUMMARY

Use	Output Power	Fixture Efficacy	Constant Lumen Output for 90 Minutes	Fixture Efficacy	Constant Lumen Output for 90 Minutes	Item #	Order Code		
Internal	8W	100lm/W	800	125lm/W	1000	EEBN08WUA050	10918		
	15W		1500		1875	EEBN15WUA050	10896		
	20W		2000		2500	EEBN20WUA050	10897		
External	15W	100lm/W	1500	125lm/W	1875	EEBE15WUA050S	10919		
						EEBE15WHA050S	11103		
	30W					3000	3750	EEBE30WUA050S	10920
								EEBE30WHA050S	11104

DIMENSIONS

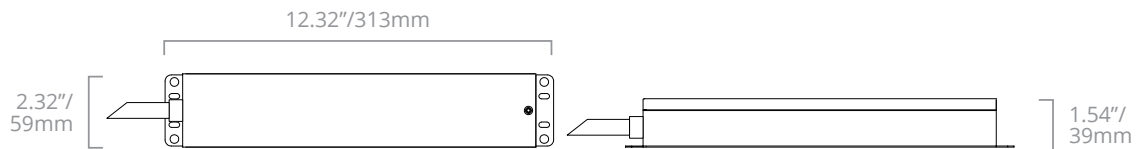


Driver



Battery

EEBN 8/15/20W Kit



EEBE 15/30W Kit