



SDL : SLIM DOWNLIGHT

DESCRIPTION

The SDL Downlight is an recessed downlight suitable for new construction and remodeling applications. It's ultra-slim profile and wet location rating allows it to be used just about anywhere.

FEATURES

- Replaces legacy 4" or 6" CFL, HID or incandescent downlights
- Provides comfortable diffused light with no dark spots
- Dimmable to 5% with a wide array of dimmers
- Pre-wired with poke-in connectors for easy installation
- Clips for secure installation onto existing ceilings

LISTINGS

- ETL Listed for Wet Locations
- Title 24/JA8 Compliant
- ENERGY STAR® Approved for superior energy efficiency

PERFORMANCE

- 2700K, 3000K, 4000K, or FieldCCeT
- FieldCCeT option lets user choose between 3000K/4000K/5000K prior to installation
- CRI: >90

ELECTRICAL

- Input voltage: 120V
- Dimmable to less than 5% with compatible TRIAC dimmers

CONSTRUCTION

- Powder coated, die-cast aluminum housing
- Frosted lens for diffuse lighting

WARRANTY

- 5 year limited warranty; see eiko.com for warranty details

project name	type
catalog number	
comments	voltage
approved by	date



SDL4R/SDL6R



SDL4RB/SDL6RB



SDL4S/SDL6S

APPLICATIONS

- Residential
- Multi-family
- Hospitality
- Office
- Property management
- Healthcare
- Retail



ORDERING INFORMATION

EXAMPLE: SDL4RBA930DWW

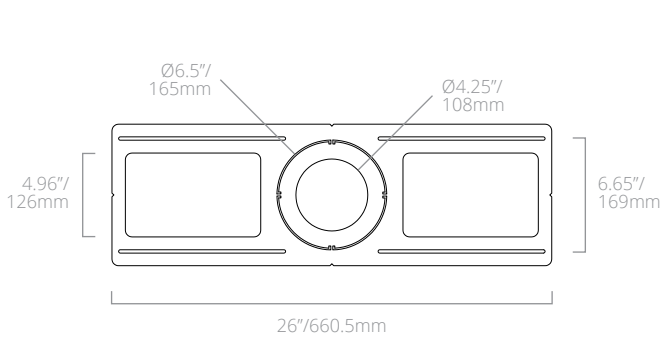
Model	Size	Aperture	Revision	CRI/CCT	Dimming	Environment	Finish
SDL : Slim Downlight	4 - 4" 6 - 6"	R - Round RB - Round with Baffles S - Square	A - Rev. A	927 - 90 CRI; 2700K 930 - 90 CRI; 3000K 940 - 90 CRI; 4000K FCCT - 90 CRI; 3000K/4000K/5000K	D - Dimmable	W - Wet Location	W - White

PERFORMANCE SUMMARY

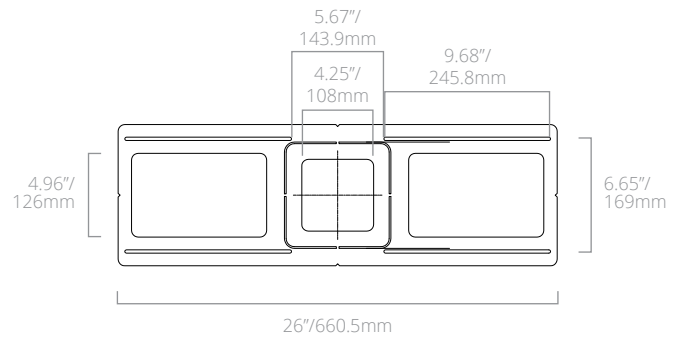
Format	Size	Baffle	Nominal Lumens	CCT	CRI	Watts	Item #	Order Code
Round	4"	X	690	2700K	90	10.5W	SDL4RA927DWW	10682
				3000K			SDL4RA930DWW	10683
				4000K			SDL4RA940DWW	10684
				3000K			SDL4RBA930DWW	10681
	6"	X	935	2700K		13.5W	SDL6RA927DWW	10686
				3000K			SDL6RA930DWW	10687
				4000K			SDL6RA940DWW	10688
				3000K			SDL6RBA930DWW	10685
Square	4"	X	550	2700K	10.5W	SDL4SA927DWW	10689	
				3000K		SDL4SA930DWW	10690	
				4000K		SDL4SA940DWW	10691	
	6"		800	2700K	13.5W	SDL6SA927DWW	10692	
				3000K		SDL6SA930DWW	10693	
				4000K		SDL6SA940DWW	10694	
FieldCCeT	4"	X	650	3000/4000/5000K	10.5W	SDL4RAFCCTDWW	10695	
				3000/4000/5000K		SDL4RBAFCCTDWW	10816	
	6"		850	3000/4000/5000K	13.5W	SDL6RAFCCTDWW	10696	
				3000/4000/5000K		SDL6RBAFCCTDWW	10817	

AVAILABLE ACCESSORIES

Order Code	Item #	Description
10792	RIP-46	Rough-In Plate for 4"/6" Downlight Fixtures
10818	RIP-46S	Rough-In Plate for 4"/6" Square Downlight Fixtures

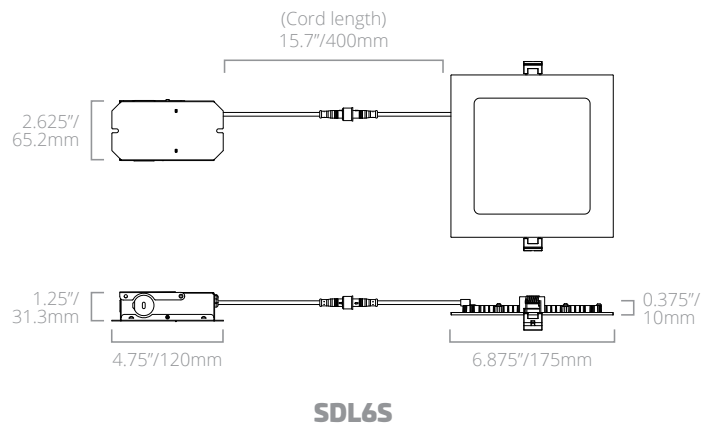
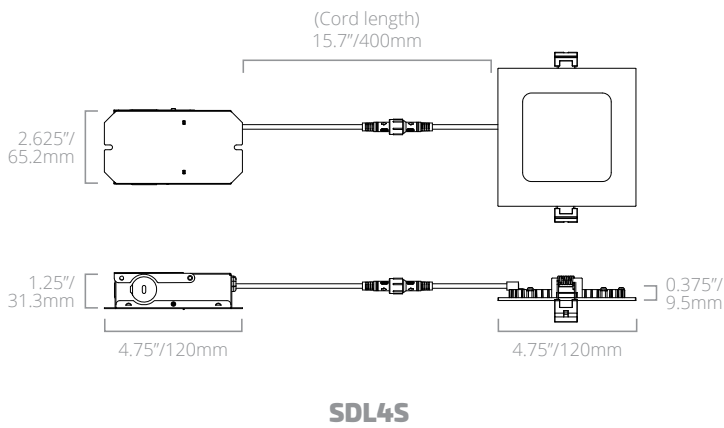
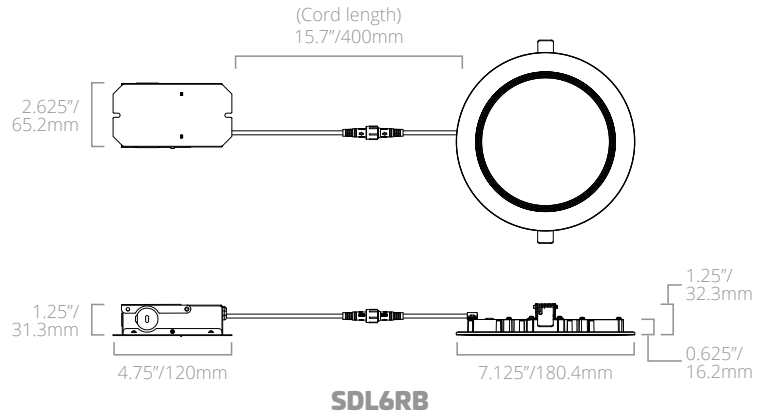
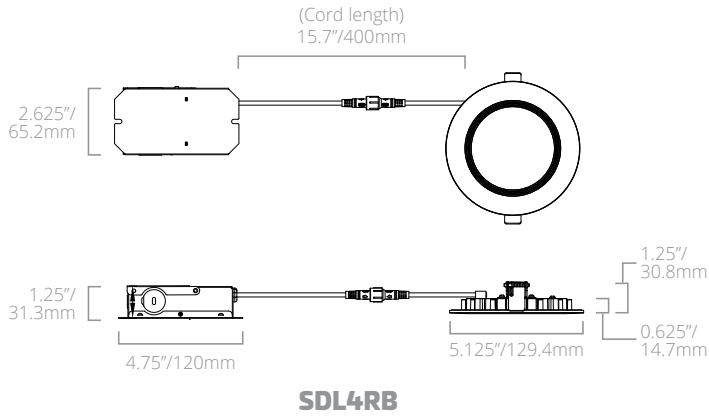
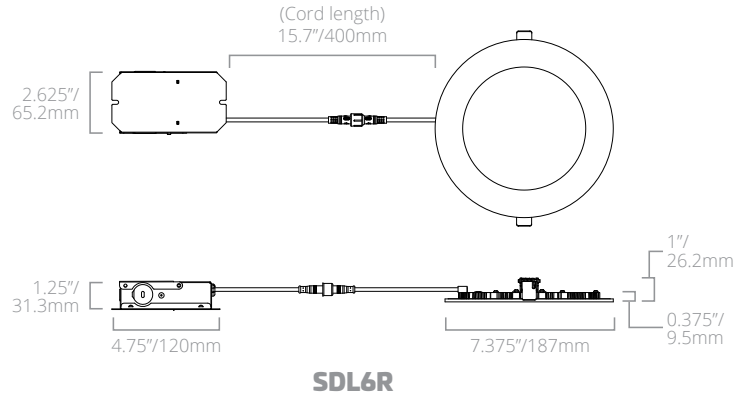
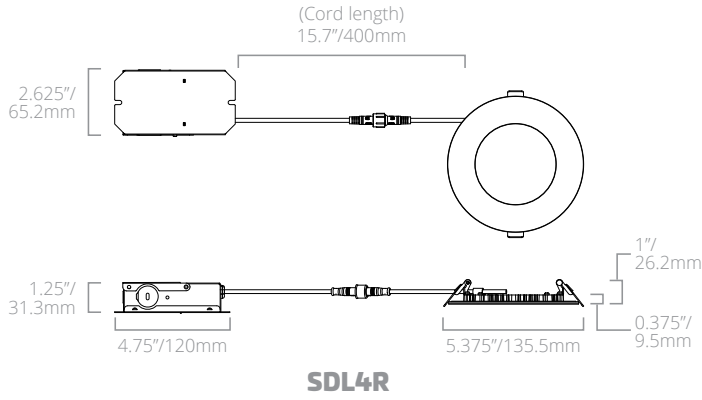


RIP-46
Rough-In Plate for Round Downlights



RIP-46S
Rough-In Plate for Square Downlights

DIMENSIONS



DIMMER COMPATIBILITY

Dimmer Brand	Dimmer Model	Compatibility
LUTRON	SCL-153P	✓
LUTRON	S-600-WH	✓
LUTRON	DVWCL-153PH	✓
LUTRON	DV-600P-WH	✓
LUTRON	DVLV-600P-WH	✓
LUTRON	DVCL-153P-WH	✓
LUTRON	DVELV-300P-WH	✓
LUTRON	MRF2-6ELV-120-WH	✓
LUTRON	MRF2-600M-SW	✓
LUTRON	MALV-600-WH	✓
LUTRON	TTCL-100DH-WH-C	✓
LUTRON	TBL03	✓
LUTRON	VT-600-13-WH	✓

Dimmer Brand	Dimmer Model	Compatibility
LUTRON	VTELV-600M-W-WH	✓
LUTRON	NLV-600-WH	✓
LUTRON	NTLV-600-WH	✓
LUTRON	NT-600	✓
LUTRON	NTELV-600-WH	✓
LUTRON	N-600-WH	✓
LUTRON	AY-600-WH	✓
LUTRON	SELV-300P	✓
LEVITON	6681	✓
LEVITON	IPI06-1L	✓
LEVITON	6672-L	✓
LEVITON	IPL06-12A	✓
LEVITON	6631-L	✓